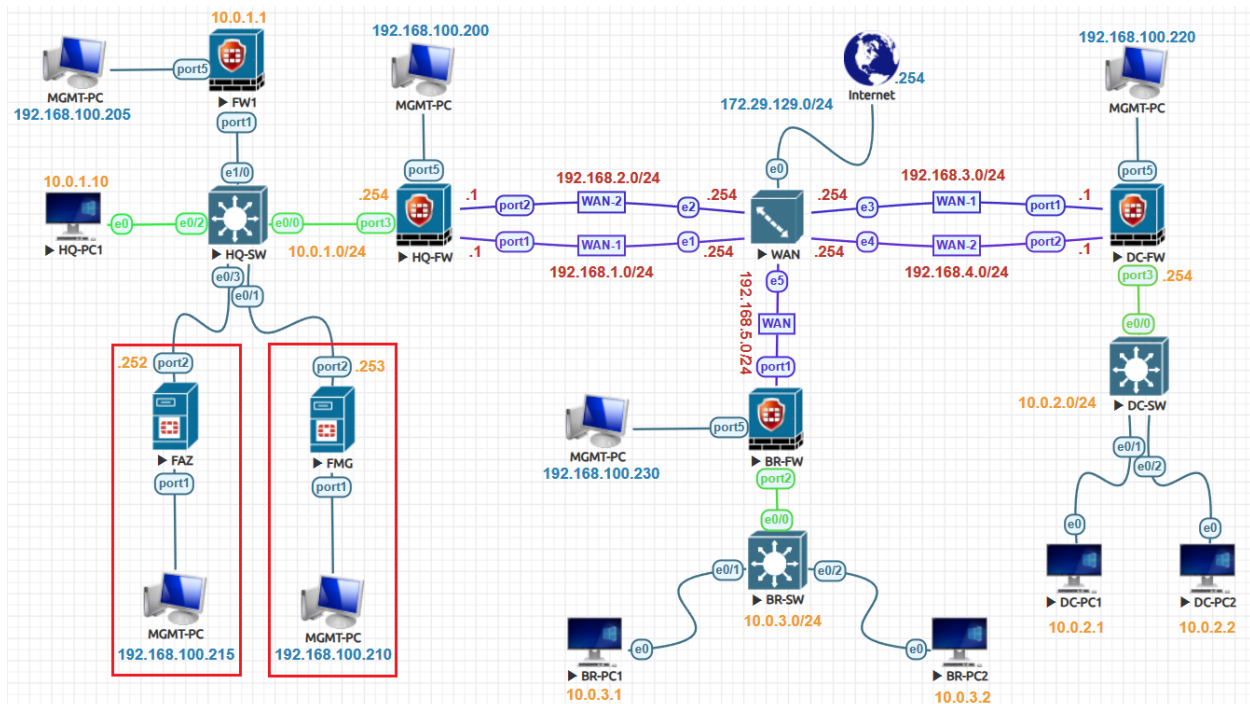


Add FortiAnalyzer to FortiManager:



On FortiManager, ensure that FortiAnalyzer Features are disabled. Go to **System Settings > Dashboard**. In the System Information widget, that **FortiAnalyzer Features** are toggled Off.

Dashboard

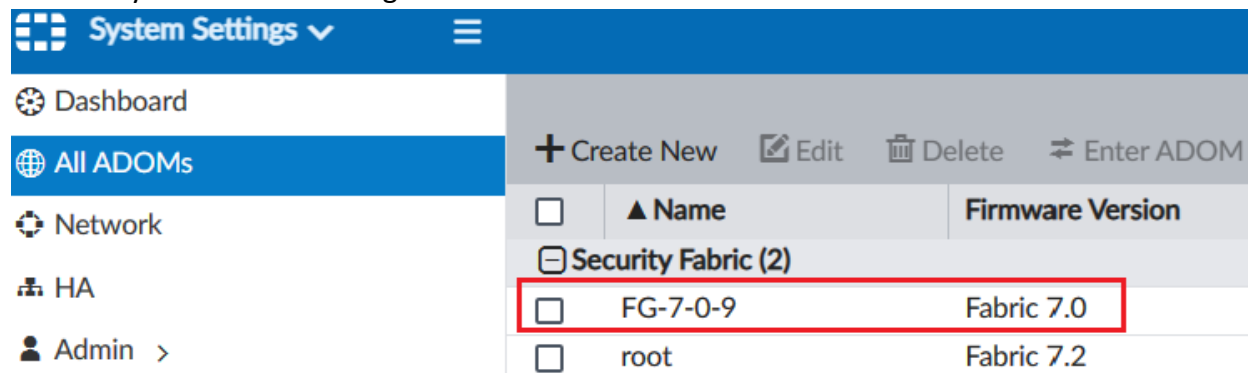
- All ADOMs
- Network
- HA
- Admin >
- Certificates >
- Event Log
- Task Monitor
- Advanced >

Toggle Widgets

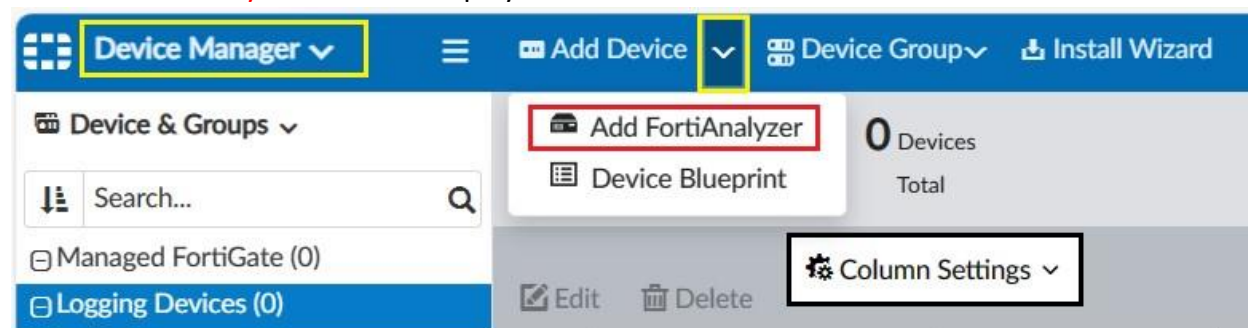
- System Information**

Host Name	FMG
Serial Number	FMG-VMTM23018713
Platform Type	FMG-VM64-KVM
HA Status	Standalone
System Time	Fri Dec 15 11:34:22 2023 AST
Firmware Version	v7.2.0-build1124 220411 (GA)
System Configuration	Last Backup : N/A
Current Administrators	admin / 1 in total
Up Time	4 hours 49 minutes 32 seconds
Administrative Domain	<input checked="" type="checkbox"/>
FortiAnalyzer Features	<input type="checkbox"/>

The FortiAnalyzer unit should contain an ADOM of the same name. In this example, both FortiAnalyzer and FortiManager have an ADOM named **FG-7-0-9**.



The **Add FortiAnalyzer** wizard is displayed.



Type the FortiAnalyzer IP address, username, password, and click **Next**.

Add FortiAnalyzer - Discover Device (1/3)

Add New FortiAnalyzer Add Existing FortiAnalyzer

Device will be probed using a provided IP address and credentials to determine model type and other important information.

Use legacy device login ☒

Next > **Cancel**

After FortiManager discovers the device, device information is displayed. Click **Next** to continue.

Add FortiAnalyzer - Edit Device Details (2/3)

The following information has been discovered from the device:

IP Address	192.168.100.215
Host Name	FAZ
SN	FAZ-VMTM23017829
Model	FortiAnalyzer-VM64-KVM
Firmware Version	7.0.0, build1124
Administrator	admin

Please input the following information to complete addition of the device:

Name	<input type="text" value="FAZ"/>
Description	<input type="text" value="Description"/>

< Previous

Next >

Cancel

FortiManager automatically compares ADOMs and devices on both FortiAnalyzer and FortiManager and provides the comparison and verification results. Click Synchronize ADOM and Devices to continue.

Add FortiAnalyzer - Validate Device (3/3)

Status: Verify managed/logging devices on both sides

50%

Column Settings

Search...

<input checked="" type="checkbox"/>	Status	Device Name	Platform
<input checked="" type="checkbox"/>	FortiAnalyzer Only	HQ-FW	FortiGate-VM64
<input checked="" type="checkbox"/>	FortiAnalyzer Only	FW1	FortiGate-VM64

Click "Synchronize ADOM and devices" to proceed.

Synchronize ADOM and Devices

Cancel

Devices are synchronized between FortiAnalyzer and FortiManager, and FortiAnalyzer is added to FortiManager. The synchronized devices are added to FortiAnalyzer as logging-mode FortiGates.

Add Multiple Devices

Add the following device(s) to ADOM:

FG-7-0-9

+ Add

Delete

Search

Name	Device Type	IP Address	Admin User	Password
HQ-FW	FortiGate	192.168.100.200	admin	...
FW1	FortiGate	192.168.100.205	admin	...

OK

Cancel

Add Multiple Devices

35%

Total: 0/2,

Pending: 0

,

In Progress: 2

,

Completed: 0

View Progress Report

Column Settings

Search...

#	Name	Time Used	Status
1	FW1	4s	35%
2	HQ-FW	4s	35%

FortiAnalyzer is added to FortiManager. Click **Finish**.

Add FortiAnalyzer - Validate Device (3/3)

✔ FortiAnalyzer Added Successfully

Finish

Go to **Device Manager > Device & Groups** to view FortiAnalyzer in the Managed FortiAnalyzer group.

Device Manager

Device & Groups

Search...

Managed FortiGate (2)

- FW1
- HQ-FW

Logging Devices (2)

- FW1
- HQ-FW

Managed FortiAnalyzer (1)

2 Devices Total

Column Settings

	Device Name	IP Address	Platform
<input type="checkbox"/>	FW1	192.168.100.205	FortiGate-VM64-KVM
<input type="checkbox"/>	HQ-FW	192.168.100.200	FortiGate-VM64-KVM